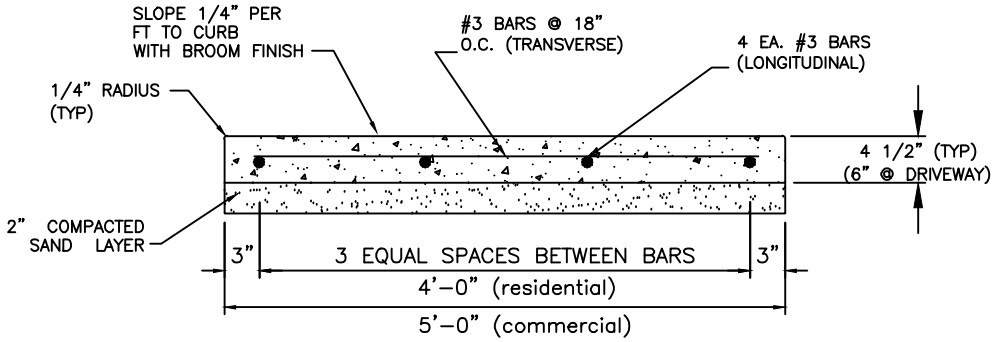

SIDEWALK CROSS SECTION

NTS

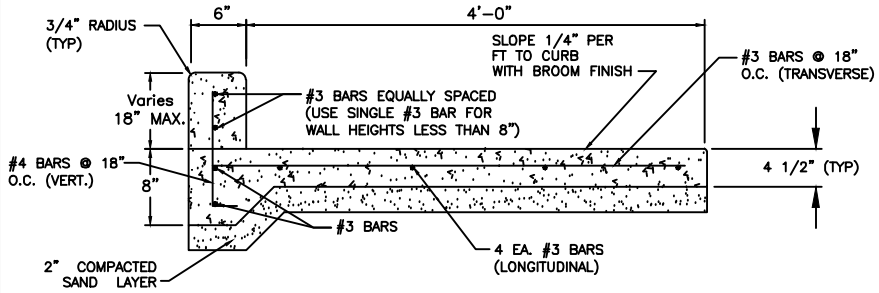

TYPICAL SIDEWALK / RETAINING WALL

NTS

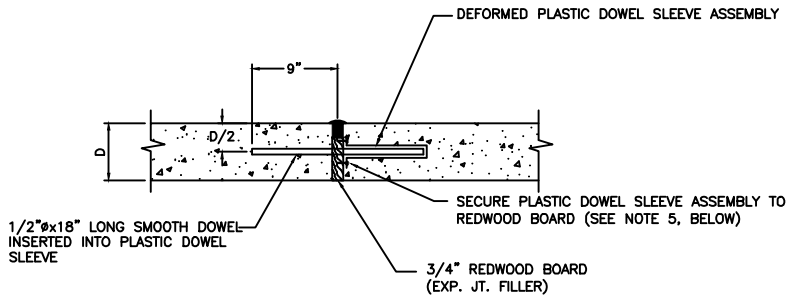

DOWELED EXPANSION JOINT IN SIDEWALK

NTS

NOTES:

1. *DOWELED EXPANSION JOINTS IN SIDEWALKS SHALL BE SPACED AT 20-FT INTERVALS ALONG THE LENGTH OF THE SIDEWALK AND SHALL ALSO BE INSTALLED AT ALL LOCATIONS WHERE SIDEWALKS ADJOIN CONCRETE DRIVEWAYS.*
2. *THE NUMBER OF DOWELS IN A TRANSVERSE SIDEWALK EXPANSION JOINT SHALL BE EQUAL TO THE NUMBER OF LONGITUDINAL REINFORCING BARS IN THE SIDEWALK.*
3. *THE SPACING OF DOWELS IN A TRANSVERSE SIDEWALK EXPANSION JOINT SHALL BE THE SAME AS THE SPACING OF THE LONGITUDINAL REINFORCEMENT.*
4. *CONTRACTOR SHALL INSURE THAT THE DOWELS MAINTAIN THE REQUIRED VERTICAL AND HORIZONTAL ALIGNMENT DURING PLACEMENT OF CONCRETE.*
5. *CONTRACTOR SHALL ADEQUATELY SECURE PLASTIC DOWEL SLEEVE TO REDWOOD EXPANSION JOINT FILLER BY MEANS OF WOOD SCREWS OR NAILS TO INSURE STABILITY OF SLEEVE DURING PLACEMENT OF CONCRETE.*
6. *CONTRACTION JOINTS SHALL BE SCORED AT 5-FT INTERVALS ALONG THE LENGTH OF THE SIDEWALK.*
7. *ALL CONCRETE IN SIDEWALKS SHALL BE TYPE "C" AND SHALL HAVE A MINIMUM COMPRESSIVE STRENGTH OF 3,000 PSI AT 28 DAYS.*

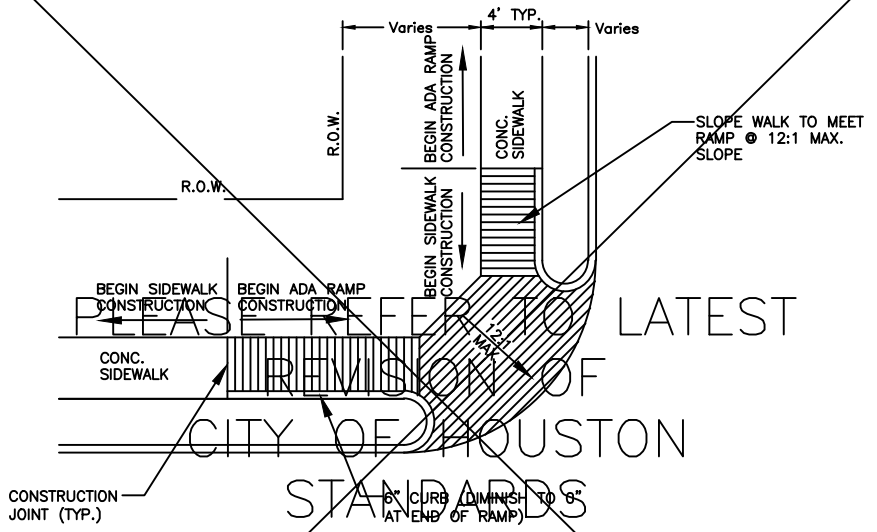

PLEASE REFER TO LATEST REVISION OF CITY OF HOUSTON STANDARDS

TYPICAL HANDICAPPED RAMP

NTS

NOTES:

1. CONCRETE SIDEWALK AND ADA RAMPS TO BE CONSTRUCTED AS SEPARATE PAY ITEMS.

STANDARD SIDEWALK DETAIL

City of Webster, Texas

N.T.S.	SIDEWALK
	Prepared by: GIS Div.
	Checked by: Katherine Mears, P.E.
	Date: 03/15/2022